

Product: [0975 254 104](#) 

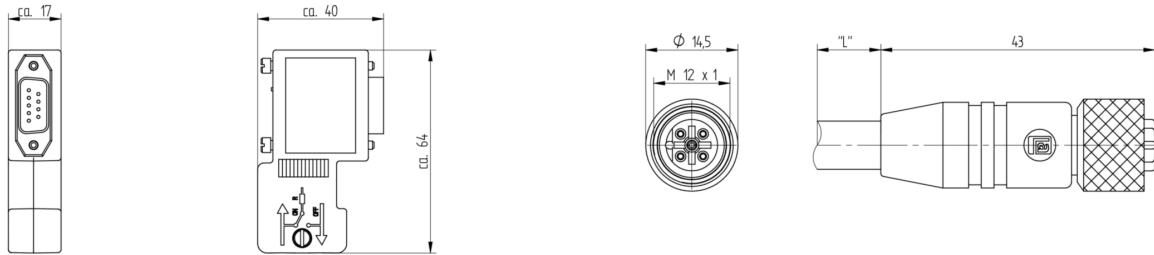


PROFIBUS Data Double-Ended Cordset: Male angled SUB-D-coded SUB-D to female straight B-coded black M12 Standard, shielded, + 4.75 ... +5.25 V DC, 12.5 mA; PUR violet cable, 2-wires, 0.34 mm²

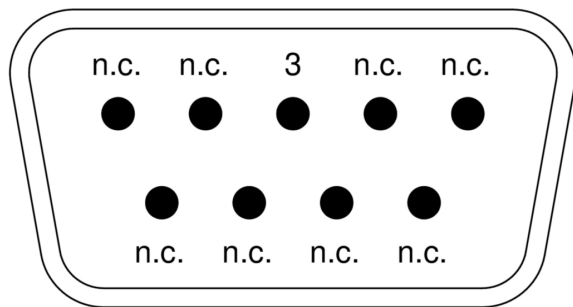
Product Description

PROFIBUS Data Double-Ended Cordset: Male angled SUB-D-coded SUB-D to female straight B-coded black M12 Standard, shielded, + 4.75 ... +5.25 V DC, 12.5 mA; PUR violet cable, 2-wires, 0.34 mm²

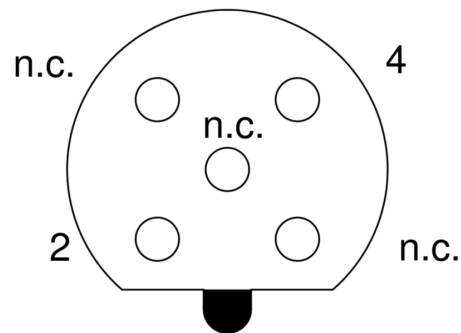
Technical Drawing



Male



Female



Technical Specifications

Face View Side 1

Pin 1	Pin 2	Pin 3	Pin 4	Pin 5	Pin 6	Pin 7	Pin 8	Pin 9
n.c.	n.c.	green	n.c.	n.c.	n.c.	n.c.	red	n.c.

Face View Side 2

Pin 1	Pin 2	Pin 3	Pin 4	Pin 5
n.c.	green	n.c.	red	n.c.

Product Description

Product Family:	Data Connectors
Brand:	Lumberg Automation
Connector Type:	Cordset, double ended
Shielding:	Shielded
Operating Voltage:	+ 4.75 ... +5.25 V DC
Rated Current*:	12.5 mA
Data Transmission:	PROFIBUS

Technical Data Side 1

Product Sub Family:	SUB-D
Type of Contact / Gender:	Male
Connector Design:	Angled
Number of Pins:	9
Coding:	SUB-D
Contact Resistance:	≤ 20 mOhm
Ambient Temperature (Operation)*:	0 °C - + 60 °C
Protection Degree / IP Rating**:	IP40
Overvoltage Category:	I acc. to DIN EN 60664-1 (VDE 0110-1)
Contact Base Material:	CuZn
Contact Plating:	Cu/Au
Contact Bearer Material:	PA
Contact Bearer Color:	Black
Flammability Class (Contact Bearer):	UL 94 V-0
Molded Body Material:	ABS, nickel-plated
Molded Body Color:	Nickel
Note:	Do not connect or disconnect under load.

Cable Data

Cable Number:	254
Conductor Size:	0.34 mm²
Number of Wires:	2
Minimal Bending Radius (Fixed Inst):	> 5 x D
Minimal Bending Radius (Flexible Inst):	> 10 x D
Cycles (Bending):	> 1 M
Conductor material:	Cu
Cable Jacket Material:	PUR
Cable Jacket Color:	violet matt similarly RAL 4001
Cable Diameter D:	ø 7.60 ± 0.30 mm
Wire Insulation Material:	PE
Insulated Wire Diameter:	ø 2.60 ± 0.05 mm
Overall Shield (Cable):	Cu-ETP1 tinned
Foil shield:	Al-PT Foil
Ambient Temperature (Fixed Installation):	- 50 °C - + 80 °C
Ambient Temperature (Flex Installation):	- 25 °C - + 80 °C
Ambient Temperature (Drag Chain Inst):	- 25 °C - + 60 °C
UL Cable Type:	AWM: 20549
Flammability Class (Cable Jacket):	DIN EN 60332-2-2, VDE 0482-332-2-2, IEC 60332-2-2, CSA FT-2, flame-retardant
Cable Characteristics:	Exclusion of dangerous materials; Line fulfills the transmission values RS485 (Type A) of the PROFIBUS user organization; Free of lacquer wetting disturbing substances; Good microbes and hydrolysis resistance Mainly plasticizer diffusion free; Good chemical and oil resistance; Exclusion of PVC and Silicone; Coldness flexibility
Core Colors:	red, green

Technical Data Side 2

Product Sub Family, Side 2:	M12 Standard
Type of Contact / Gender, Side 2:	Female
Connector Design, Side 2:	Straight
Attachment Type, Side 2:	Coupling Nut
Number of Pins, Side 2:	5
Coding, Side 2:	B
Contact Resistance, Side 2:	≤ 10 mOhm
Insulation Resistance, Side 2:	> 10 ⁹ Ohm
Mating Cycles, Side 2:	≤ 100
Ambient Temperature (Operation), Side 2*:	- 25 °C - + 80 °C
Protection Degree / IP Rating, Side 2**:	IP65, IP67
Design Standard, Side 2:	IEC 61076-2-101
Pollution Degree, Side 2:	3 acc. to DIN EN 60664-1 (VDE 0110-1)
Overvoltage Category, Side 2:	I acc. to DIN EN 60664-1 (VDE 0110-1)
Contact Base Material, Side 2:	CuZn
Contact Plating, Side 2:	Cu/Au
Contact Bearer Material, Side 2:	TPU
Contact Bearer Color, Side 2:	Violett
Flammability Class (Contact Bearer), Side 2:	UL 94 HB
Molded Body Material, Side 2:	TPU
Molded Body Color, Side 2:	Black
Flammability Class (Molded Body), Side 2:	UL 94 HB
Attachment Material, Side 2:	CuZn
Attachment Plating, Side 2:	Nickel-plated
Shielding Material, Side 2:	CuZn, tin-plated
Fastening Torque (Attachment), Side 2:	M 12x1: (50-60) Ncm, hand-tight

Safety & Environmental Compliance

RoHS Compliant:	yes
-----------------	-----

Resistances

Halogenfree:	DIN EN 50267-2-1, IEC 60754-1, VDE 0482-267-2-1
--------------	---

Notes

Protection Degree / IP Rating Note:	** only if mounted and locked in combination with Hirschmann / Lumberg Automation connector.
Note Derating:	Notice derating

History

Update and Revision:	Revision Number: 0.55 Revision Date: 01-19-2023
----------------------	---

Variants

Item #	Item Description	Cable Length
86914	0975 254 104/0,3 M	0.3 M
86915	0975 254 104/0,6 M	0.6 M
49301	0975 254 104/1 M	1 M
47811	0975 254 104/2 M	2 M
49254	0975 254 104/3 M	3 M
47938	0975 254 104/5 M	5 M
10570	0975 254 104/8 M	8 M
47939	0975 254 104/10 M	10 M
47940	0975 254 104/15 M	15 M
47941	0975 254 104/20 M	20 M
47942	0975 254 104/25 M	25 M

7462	0975 254 104/30 M	30 M
1205	0975 254 104/40 M	40 M

© 2024 Belden, Inc

All Rights Reserved.

Although Belden makes every reasonable effort to ensure their accuracy at the time of this publication, information and specifications described here in are subject to error or omission and to change without notice, and the listing of such information and specifications does not ensure product availability.

Belden provides the information and specifications herein on an "ASIS" basis, with no representations or warranties, whether express, statutory or implied. In no event will Belden be liable for any damages (including consequential, indirect, incidental, special, punitive, or exemplary damages) whatsoever, even if Belden has been advised of the possibility of such damages, whether in an action under contract, negligence or any other theory, arising out of or in connection with the use, or inability to use, the information or specifications described herein.

All sales of Belden products are subject to Belden's standard terms and conditions of sale.

Belden believes this product to be in compliance with all applicable environmental programs as listed in the data sheet. The information provided is correct to the best of Belden's knowledge, information and belief at the date of its publication. This information is designed only as a general guide for the safe handling, storage, and any other operation of the product itself or the one that it becomes a part of. The Product Disclosure is not to be considered a warranty or quality specification. Regulatory information is for guidance purposes only. Product users are responsible for determining the applicability of legislation and regulations based on their individual usage of the product.